

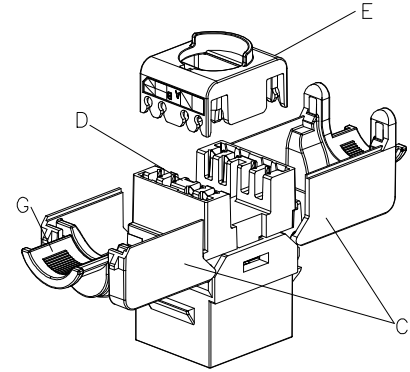
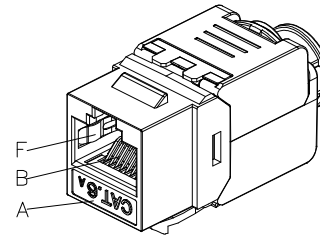
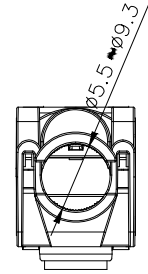
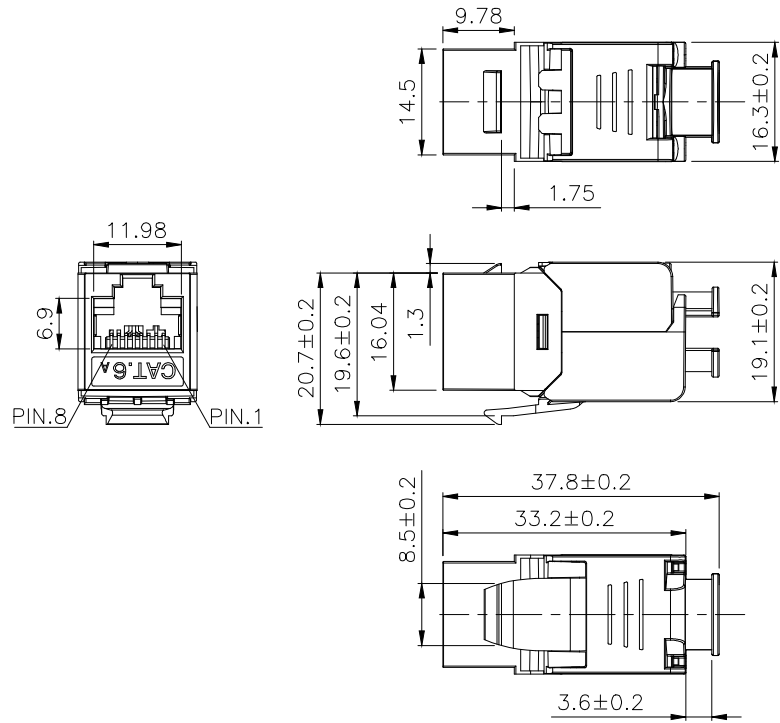
NOTE:
 RoHS2.0 & REACH COMPLIANT
 PACKING: 1PCS/PE BAG

MATERIAL LIST:

④	Ground	Stainless Steel	1	
③	Title block	Transparent	1	
②	Top Cap	ABS Gray RAL7035	1	
①	Housing	ABS Gray RAL7035	1	

NO.	PARTS NAME	SPECIFICATION STANDARD	QT'Y	REMARK
		NEW	2019-06-25	A
BY	CHK	REVISION RECORD MODIFICATIONS	DATE	REV.

SYNERGY 21									
CUSTOMER		ITEM NO.		S215416					
PRODUCT NAME	DIN RAIL holder 1port	manufacture country:	China	UNIT	MM				
DRAWNBY		CHECKBY		APPOBY		DATE			
SYNERGY 21		SYNERGY 21		SYNERGY 21		2019-06-25			



NOTES:

ELECTRICAL:

- 1. Contact Resistance : 20MΩ MAX
- 2. Insulation Resistance : 500MΩ MIN @ 500V DC
- 3. Withstand Voltage : DC1000V AC700V RMS 60Hz, 1MIN

ENVIRONMENTAL:

- 1. Storage : -40° TO+70°
- 2. Operation : -10° to+60°

MECHANICAL

- 1. SHIELD MATERIAL: ZINC ALLOY
- 2. IDC MATERIAL: PC UL94V2 TERMINAL:PHOSPHOR BRONZE, TIN PLATING
- 3. IDC Life : 250 Times Min
- 4. Support PoE per IEEE 802.3af, PoE+ per IEEE 802.3at
- 5. RJ45 Contacts durability:750 cycles min
- 6. For cable AWG 23/1-26/1(1/0.40-1/0.58mm)
- 7. For cable OD:5.5-9.0mm

ISO/IEC 11801-1

EIA/TIA 568-C

IEC 60603-7-51

RoHS 2.0 and REACH Compliant

Accessories

▪Cable Tie(75X1.9mm) *1Pc

▪Copper foil*1Pc

Function test: AEM MMVAN-200+VNA Manager TEST

Website: <https://aem-test.com/>

(Random test 0.3%)

SinglePack: 1pc/PE bag+label; SubPack: 25pcs/box+label; Carton +labelx2;

MATERIAL LIST:


⑦	MODULAR COVER	PC UL94V2	1	
⑥	RJ 45 JACK INSERT	8P8C GOLD PLATED	8	
⑤	PCB	1.0mm UL 94V0	1	
④	IDC BODY	PC UL 94V2	1	
③	IDC PIN	PHOSPHOR BRONZE & TINNED	8	
②	LABEL COLOR CODE	T568A/B	2	
①	IDC TERMINAL	FOR 23-26AWG CABLE	1	
NO.	PARTS NAME	SPECIFICATION STANDARD	QT' Y	REMARK

SYNERGY21


					CUSTOMER				ITEM NO.	S216379		
					PRODUCT NAME	Components Cat.6A Keystone Jack 180 degree Slim Type			manufacture country:	CHINA	UNIT	MM
					NEW	2021-11-16	A0	DRAWNBY	CHECKBY	APPOBY	DATE	
BY	CHK	REVISION RECORD MODIFICATIONS			DATE	REV.	SYNERGY21	SYNERGY21	SYNERGY21	2021-11-16		

Installationsanleitung/Installation guide


Super slim Cat.6A Keystone Jack




①.Stripping 4cm of sheath.




②.foldback braided and drained wire.




③.paste copper foil on the braided and ground wire and cut off the excess weave and the ground wire



④.4.Fan out all four twisted pairs, allocate each by following colorcoding label




⑤.Across the holde by the color marks of T568A or T568B




⑥. allocate each conductor into proper slots on wiring cap by following color coding




⑦.Trim the theends of conductors.



⑧.install the termination cap in direction of arrow into the keystone jack



⑨.press both covers of the keystone jack to contact the cable



⑩.use cable tie for strain relief and to fix the shielding clamp