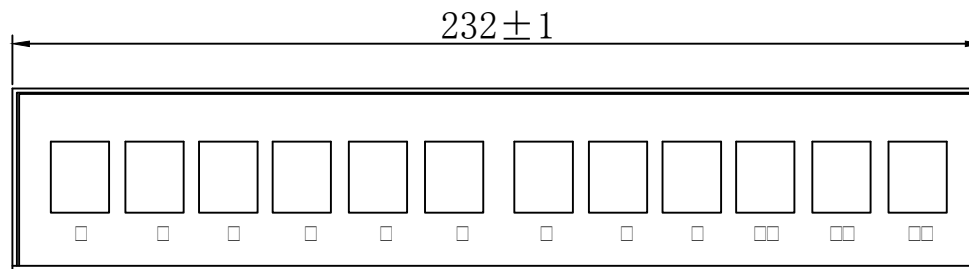
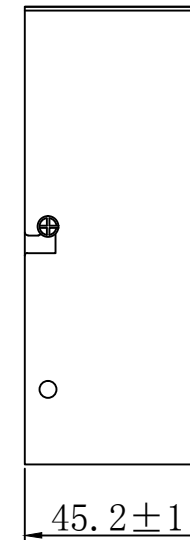




SYNERGY 21[®]

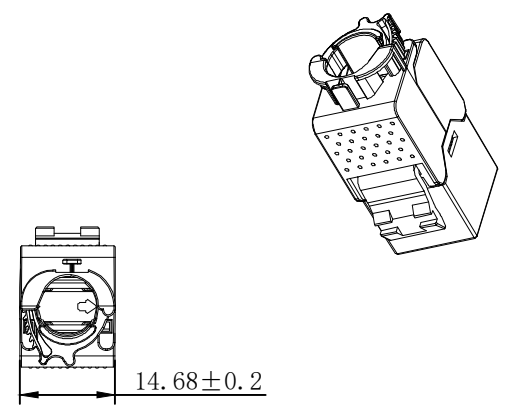
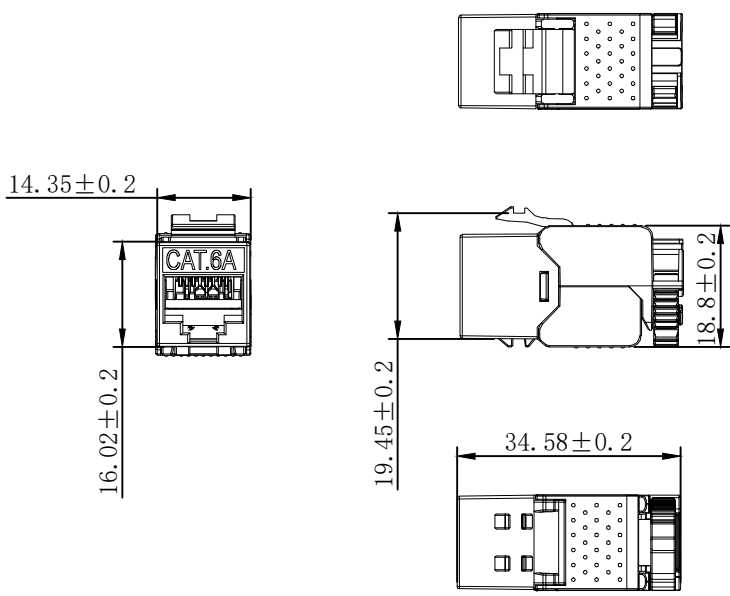
"SYNERGY 2[®]" for black printing The pantone of Color is black c
 "1" for blue printing The pantone of Color is 298C



NOTE:

1. RoHS 2.0 and Reach Complinat
 2. PACKING: 1pcs/BOX+labe
- Accessory:
1. Cable Tie (75X1.9mm) × 8Pcs
 2. Foot pad × 4Pcs
 3. M4 Screw × 2pcs

NO.	PARTS NAME	SPECIFICATION STANDARD	QT' Y	REMARK	SYNERGY 21							
②	Top Cover	1.0mm thickness Metallic Panel with plastic powder cladding Gray RAL7035	1		CUSTOMER		ITEM NO.		S216376			
①	Bottom Panel	1.2mm thickness Metallic Panel with plastic powder cladding Gray RAL7035	1		PRODUCT NAME		manufacture country		China UNIT MM			
					Desktop Consolidation Point Box 12 port		DRAWNBY		CHECKBY		APPOBY	DATE
					NEW		2020-02-18		A			
BY	CHK	REVISION RECORD MODIFICATIONS	DATE	REV.	SYNERGY 21		SYNERGY 21		SYNERGY 21		2020-02-18	



NOTES:

ELECTRICAL:

- Contact Resistance : $20M\Omega$ MAX
- Insulation Resistance : $500M\Omega$ MIN @ 500V DC
- Withstand Voltage : DC 1000V AC 700V RMS 60Hz, 1MIN
- Compliance with Class EA up to 500 MHz to ISO/IEC 11801 Ed.2.2:2011-06
DIN EN 50173-1:2011-09
TIA/EIA-568-C.2 (2009-08)
IEC 60603-7 Ed.1 (12/2008)

ENVIRONMENTAL:

- Storage temperature : -40° TO $+70^{\circ}$
- Operation temperature : -10° to $+60^{\circ}$

MECHANICAL

- SHIELD MATERIAL: ZINC ALLOY
 - IDC MATERIAL: PC TERMINAL:PHOSPHOR BRONZE, TIN PLATING
 - RJ45 Contact Life: 750 Times Min
 - Plug inforce: $<30N$
 - Solid cable: $1/22AWG(0.65MM)-1/26AWG(0.40MM)$ ID: $1.05MM-1.5MM$
 - Cable OD: 5.0mm-8.0mm
 - PoE per IEEE 802.3af, PoE+ per IEEE 802.3at
 - 360° Shield connection
- Packing: 1pc/PE bag+lable
(copper foil included)
RoHS 3.0 and REACH Compliant

MATERIAL LIST:

⑦	IDC TERMINAL	FOR 22-26AWG (0.45mm-0.65mm) CABLE	1	
⑥	LABEL COLOR CODE	T568A/B	2	
⑤	IDC PIN	PHOSPHOR BRONZE & TINNED	8	
④	IDC BODY	FIREPROOF/PC UL 94V0	1	
③	PCB	1.2mm UL 94V0	1	
②	RJ 45 JACK INSERT	PHOSPHOR BRONZE 8P8C GOLD PLATED	8	
①	MODULAR COVER	ZINC ALLOY	1	
NO.	PARTS NAME	SPECIFICATION DESCRIPTION	QT'Y	REMARK
		NEW	2022-12-06	A
BY	CHK	REVISION RECORD MODIFICATIONS	DATE	REV.

SYNERGY21

CUSTOMER		ITEM NO.	S216382		
PRODUCT NAME	Super slim Cat.6A/Class EA Keystone Jack	manufacture country:	CHINA	UNIT	MM
DRAWNBY	CHECKBY	APPOBY	DATE		
SYNERGY21	SYNERGY21	SYNERGY21	2022-12-06		

Installationsanleitung/Installation guide

Keystone Jack




①.Stripping 4cm of sheath.



②.foldback braided and drained wire.




③.paste copper foil on the braided and ground wire and cut off the excess weave and the ground wire



④.4.Fan out all four twisted pairs, allocate each by following colorcoding label




⑤.Across the holde by the color marks of T568A or T568B



⑥. allocate each conductor into proper slots on wiring cap by following color coding



⑦.Trim the theends of conductors.



⑧.install the termination cap in direction of arrow into the keystone jack



⑨.press both covers of the keystone jack to contact the cable



⑩.Fasten smart cable ties for 360 degree shielding