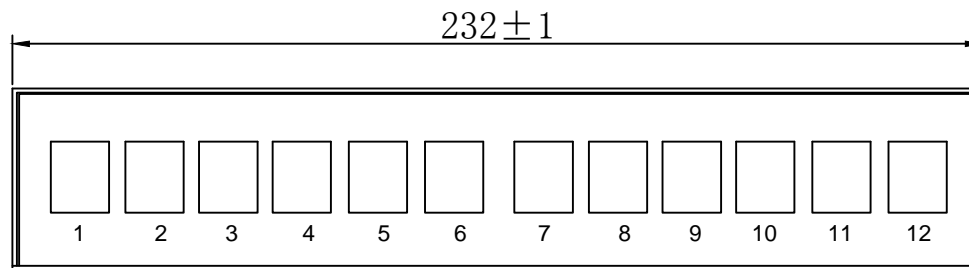
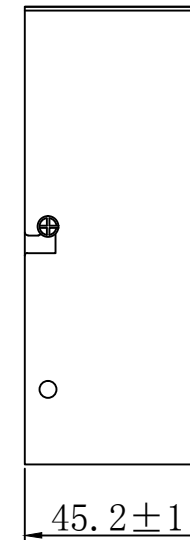




**SYNERGY 21<sup>®</sup>**

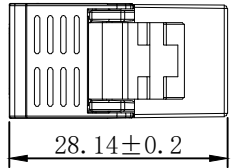
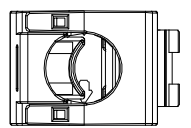
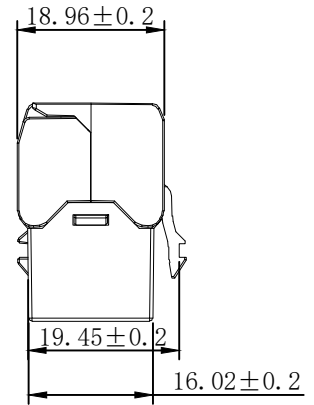
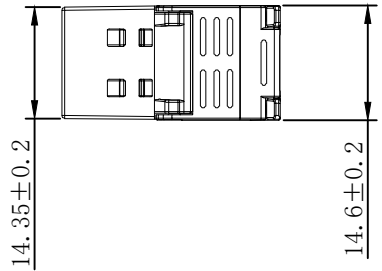
"SYNERGY 2<sup>®</sup>" for black printing The pantone of Color is black c  
 "1" for blue printing The pantone of Color is 298C



## NOTE:

1. RoHS 2.0 and Reach Complinat
  2. PACKING: 1pcs/BOX+labe
- Accessory:
1. Cable Tie (75X1.9mm) × 8Pcs
  2. Foot pad × 4Pcs
  3. M4 Screw × 2pcs

②	Top Cover	1.0mm thickness Metallic Panel with plastic powder cladding Gray RAL7035	1		<b>SYNERGY 21</b>						
①	Bottom Panel	1.2mm thickness Metallic Panel with plastic powder cladding Gray RAL7035	1		CUSTOMER		ITEM NO.		S216376		
NO.	PARTS NAME	SPECIFICATION STANDARD	QT' Y	REMARK	PRODUCT NAME	Desktop Consolidation Point Box 12 port	manufacture country	China	UNIT	MM	
					DRAWNBY	CHECKBY	APPOBY	DATE			
		NEW	2020-02-18	A	SYNERGY 21	SYNERGY 21	SYNERGY 21	2020-02-18			
BY	CHK	REVISION RECORD MODIFICATIONS	DATE	REV.							



NOTE:

ELECTRICAL

1. Contact Resistance :200Ω MAX
2. Insulation Resistance :500Ω MIN @ 500V DC
3. Withstand Voltage :DC 1000V AC 700V RMS 60Hz, 1MIN

ENVIRONMENTAL:

Storage : -40°C TO +70°C  
 Operation: -10°C TO +60°C

MECHANICAL

1. SHIELD MATERIAL: ZINC ALLOY (Silver)
2. IDC MATERIAL: PC UL94V0 TERMINAL: PHOSPHOR BRONZE, TIN PLATING
3. RJ45 Contact Life: 750 Times Min
4. Plug in force: <30N
5. Solid cable: 1/22AWG (0.65MM) - 1/24AWG (0.45MM) ID: 0.8MM - 1.6MM
6. Cable OD: 5.0mm - 8.5mm
7. PoE per IEEE 802.3af, PoE+ per IEEE 802.3at

Fluke Test: Permanent Link ISO 11801 (PL 2) Class Ea  
 RoHS 3.0 and REACH Compliant  
 Packing: 1pc+copper foil/PE bag+label

MATERIAL LIST:

⑦	IDC TERMINAL	FOR 22-24AWG (0.45mm-0.65mm) CABLE	1	
⑥	LABEL COLOR CODE	T568A/B	2	
⑤	IDC PIN	PHOSPHOR BRONZE & TINNED	8	
④	IDC BODY	FIREPROOF/PC UL 94V0	1	
③	PCB	1.2mm UL 94V0	1	
②	RJ-45 JACK INSERT	PHOSPHOR BRONZE 8P8C GOLD PLATED	8	
①	MODULAR COVER	ZINC ALLOY	1	
NO.	PARTS NAME	SPECIFICATION DESCRIPTION	QT'Y	REMARK
		NEW	2022-09-30	A
BY	CHK	REVISION RECORD MODIFICATIONS	DATE	REV.

SYNERGY21

CUSTOMER		ITEM NO.		S216380	
PRODUCT NAME		manufacture country:		CHINA	UNIT
CAT. 6A FTP KEYSTONE JACK					MM
DRAWNBY		CHECKBY		APPOBY	
SYNERGY21		SYNERGY21		SYNERGY21	
				DATE	
				2022-09-30	

# Installationsanleitung/Installation guide

## Keystone Jack




①.Stripping 4cm of sheath.



②.foldback braided and drained wire.




③.paste copper foil on the braided and ground wire and cut off the excess weave and the ground wire



④.4.Fan out all four twisted pairs, allocate each by following colorcoding label




⑤.Across the holde by the color marks of T568A or T568B



⑥. allocate each conductor into proper slots on wiring cap by following color coding



⑦.Trim the theends of conductors.



⑧.install the termination cap in direction of arrow into the keystone jack



⑨.press both covers of the keystone jack to contact the cable



⑩.Press down the retainer for 360 degree shielding