

**SYNERGY 21<sup>®</sup>**

- NOTE:
- PANEL FRAME:SPCC T=1.5MM with plastic powder cladding Frosting surface treatment
  - Mounting plate Nickel Plating T=1.5MM
  - PANEL BRACKET SPCC T=1.5MM with plastic powder cladding Frosting surface treatment
  - BODY COLOR: Gray "1 2 3.....24" Color: black Font : Arial H:4.4MM  
BODY COLOR: Black "1 2 3.....12" Color: white Font : Arial H:4.4MM      Color: white
  - Accessory:
    - Cable Tie (75X1.9mm) \*24pcs
    - Screw and Nut M6\*18mm × 4set
  - RoHS 3.0 and REACH Compliant
  - Packing:1pc/PE bag+Inner box 10pcs/outcarton

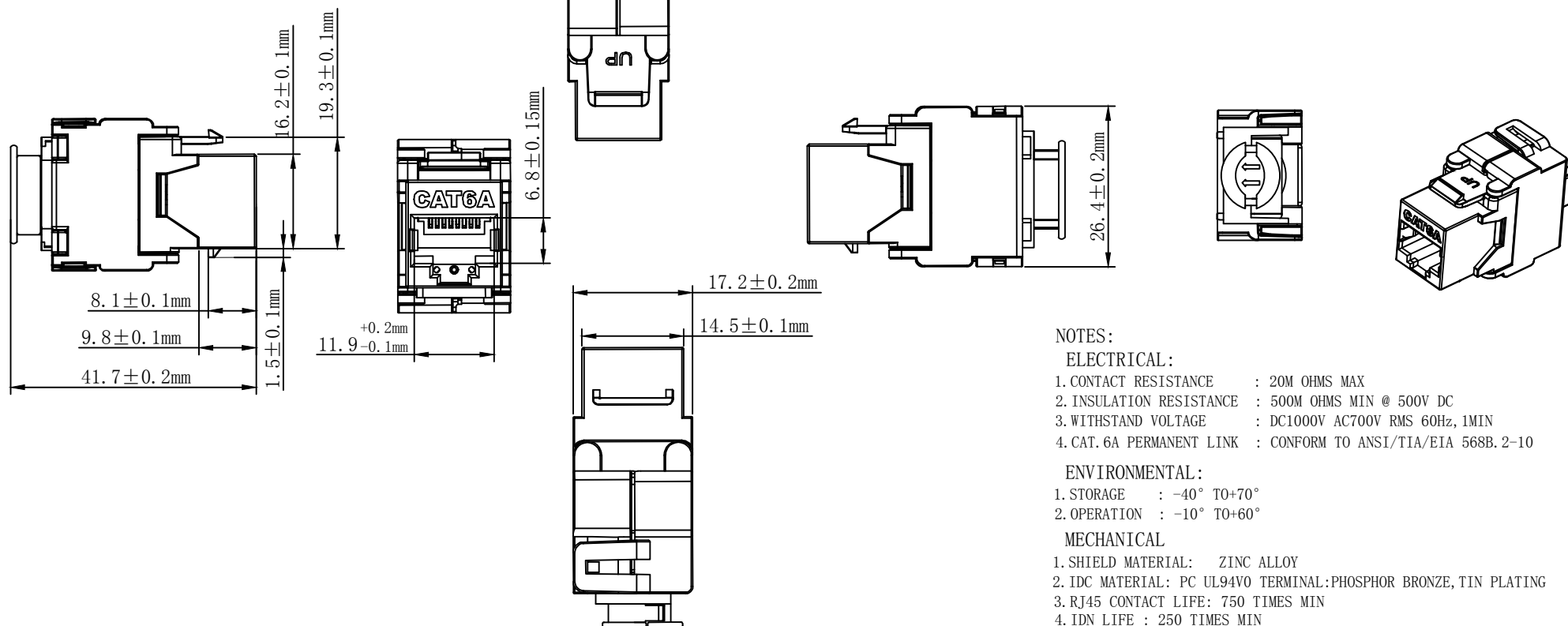
PANEL COLOUR GRAY: "SYNERGY 2 " for black printing The pantone of Color is black C  
"1" for blue printing The pantone of Color is 298C

PANEL COLOUR BLACK: "SYNERGY 2 " for silver printing The pantone of Color is 877C  
"1" for blue printing The pantone of Color is 298C

| ITEM NO.  | Colour         |
|-----------|----------------|
| S216336V2 | Gray RAL 7035  |
| S216337V2 | Black RAL 9005 |

| SYNERGY 21   |  |  |  |  |                      |  |            |  |  |
|--------------|--|--|--|--|----------------------|--|------------|--|--|
| CUSTOMER     |  |  | ITEM NO.   |  | MANUFACTURE COUNTRY: |  |            |  |  |
| PRODUCT NAME |  |  | 19" 1U 24 ports STP blank Patch panel Three-piece type |  | CHINA UNIT MM        |  |            |  |  |
| DRAWNBY      |  |  | CHECKBY  |  | APPOBY               |  | DATE       |  |  |
| SYNERGY 21   |  |  | SYNERGY 21   |  | SYNERGY 21           |  | 2020-02-21 |  |  |

| NEW |     |                               |      | 2020-02-21 | A |
|-----|-----|-------------------------------|------|------------|---|
| BY  | CHK | REVISION RECORD MODIFICATIONS | DATE | REV.       |   |
|     |     |                               |      |            |   |



## NOTES:

## ELECTRICAL:

- CONTACT RESISTANCE : 20M OHMS MAX
- INSULATION RESISTANCE : 500M OHMS MIN @ 500V DC
- WITHSTAND VOLTAGE : DC1000V AC700V RMS 60Hz, 1MIN
- CAT. 6A PERMANENT LINK : CONFORM TO ANSI/TIA/EIA 568B. 2-10

## ENVIRONMENTAL:

- STORAGE : -40° TO+70°
- OPERATION : -10° TO+60°

## MECHANICAL

- SHIELD MATERIAL: ZINC ALLOY
- IDC MATERIAL: PC UL94V0 TERMINAL:PHOSPHOR BRONZE, TIN PLATING
- RJ45 CONTACT LIFE: 750 TIMES MIN
- IDN LIFE : 250 TIMES MIN
- RJ45 DIMENSION:11.9MM\*9.8MM
- WEIGHT: 34.7G

## TYPE

- SHIELDED CAT. 6A KEYSTONE JACK
- COLOUR:SILVERY WHITE

RoHS COMPLIANT

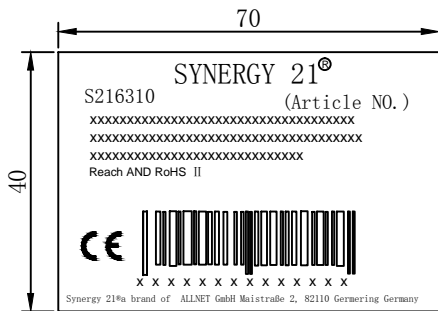
PACKING: 1pcs/PE bag+label 1, 50pcs/box+label 2, 250pcs/ctn+label 1

## MATERIAL LIST:

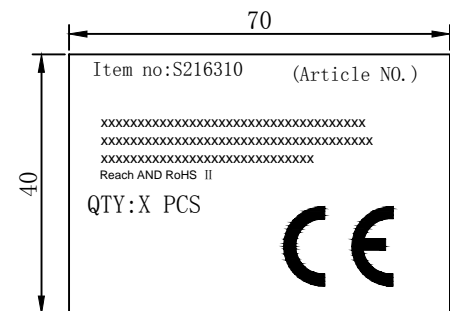
|   |                   |                          |   |  |
|---|-------------------|--------------------------|---|--|
| ⑦ | MODULAR COVER     | FIREPROOF PC UL94V0      | 1 |  |
| ⑥ | RJ 45 JACK INSERT | 8P8C 3U" GOLD PLATED     | 8 |  |
| ⑤ | PCB               | 1.6mm UL 94V0            | 1 |  |
| ④ | IDC BODY          | FIREPROOF/PC UL 94V0     | 1 |  |
| ③ | IDC PIN           | PHOSPHOR BRONZE & TINNED | 8 |  |
| ② | LABEL COLOR CODE  | T568A/B                  | 2 |  |
| ① | IDC TERMINAL      | FOR 22-26AWG CABLE       | 1 |  |

| NO. | PARTS NAME | SPECIFICATION STANDARD        | QT' Y | REMARK        |
|-----|------------|-------------------------------|-------|---------------|
|     |            | UPDATE PACKING TYPE           |       | 2018-03-20 A1 |
|     |            | NEW                           |       | 2011-07-11 A  |
| BY  | CHK        | REVISION RECORD MODIFICATIONS |       | DATE REV.     |

| SYNERGY 21   |                           |                     |            |         |    |
|--------------|---------------------------|---------------------|------------|---------|----|
| CUSTOMER     |                           |                     | ITEM NO.   | S216310 |    |
| PRODUCT NAME | CAT. 6A STP KEYSTONE JACK | manufacture country | China      | UNIT    | MM |
| DRAWNBY      | CHECKBY                   | APPOBY              | DATE       |         |    |
| SYNERGY 21   | SYNERGY 21                | SYNERGY 21          | 2018-03-20 |         |    |



Label 1



label 2

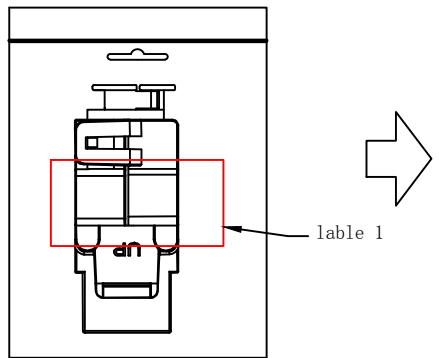
SHIPPING MARK



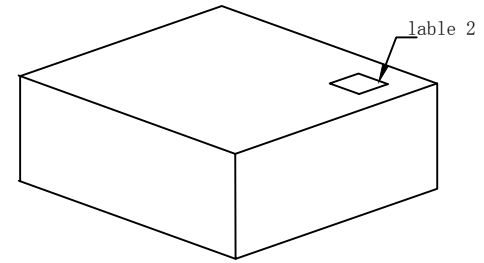
PO NO. :  
REACH and ROHS 2.0 Compliant  
MADE IN CHINA

SIDE MARK

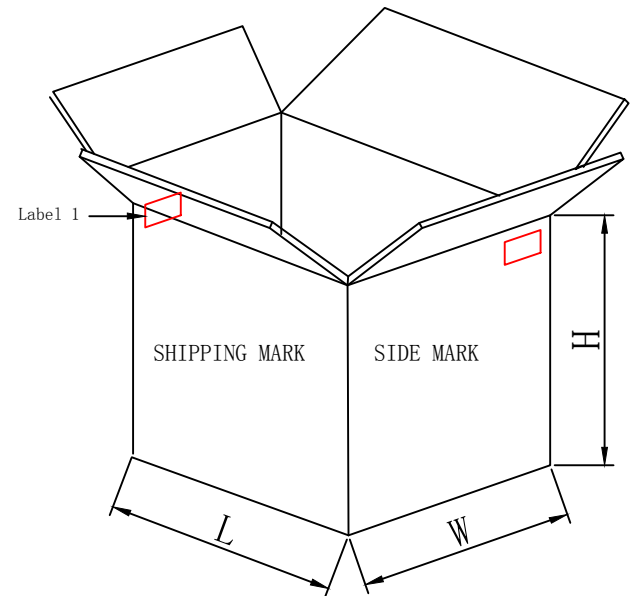
PO NO. :  
Item no:  
Q' TY:  
N. W  
G. W  
Carton no.  
MEAS.



1pc/PE bag+label 1



50pcs/box+label 2



250pcs/ctn+label 1

- NOTE:  
1. Packing:1pcs/PE bag+label 1, 50pcs/box+label 2, 250pcs/ctn+label 1  
2. “工” type sealing  
3. “井” type packaging

|                             |  |            |  |  |                      |  |         |            |    |
|-----------------------------|--|------------|--|--|----------------------|--|---------|------------|----|
| UNO ELECTRONIC LIMITED (HK) |  |            |  |  |                      |  |         |            |    |
| CUSTOMER                    |  |            |  |  | ITEM NO.             |  | S216310 |            |    |
| PRODUCT NAME                |  | Packing    |  |  | manufacture country: |  | CHINA   | UNTT       | MM |
| DRAWNBY                     |  | CHECKBY    |  |  | APPOBY               |  |         | DATE       |    |
| SYNERGY 21                  |  | SYNERGY 21 |  |  | SYNERGY 21           |  |         | 2018-03-20 |    |


|    |     |                               |  |            |      |
|----|-----|-------------------------------|--|------------|------|
|    |     | UPDATE PACKING TYPE           |  | 2018-03-20 | A1   |
|    |     | NEW                           |  |            |      |
| BY | CHK | REVISION RECORD MODIFICATIONS |  | DATE       | REV. |

# Montageanweisung

## Cat.6/Cat.6A Modul und Rahmenset




1  
Aussenmantel des Verlegekabels ca.4 cm abnehmen und Gesamtschirmung nach hinten ziehen.  
Strip off approx. 4 cm of the cable jacket and fold total shield back over it.




2  
Paarfolie entfernen.  
Remove pair shielding.



3  
Der Kabelsortierer verfügt über beide Farbcodes(568A/B).Wählen Sie den entsprechenden Farbcode.  
Please choose colour code 568A or B according your application.



4  
Kabel einführen und die einzelnen Adern nach der von Ihnen gewählten Belegungsvariante in den Kabelsortierer einführen.  
Insert the cable into the termination cap and fan out all four twisted pairs following the colour code printed on the termination cap. Make sure that all conductors are in the proper slot.




5  
Überstehende Adern abschneiden.  
Trim the ends of the conductors.



6  
Den Sortierer in Pfeilrichtung in das Modul einsetzen.Bitte Pfeilrichtung beachten!  
Install the termination cap in direction of arrow into the Keystone Jack.



7  
Die Montageklappen schließen -mit diesem Vorgang wird das Modul kontaktiert.  
Press both covers of the Keystone Jack to contact the cable.



8  
Ggf. die Arretierung nochmals kontrollieren und schließen.  
Control the operation and close the Keystone Jack finally.



9  
Die 180°Schirmschelle aufsetzen.  
Install the 180° shielding clamp.



10  
Das Modul mit dem Kabelbinder zugentlasten und die Schirmschelle fixieren.  
Use cable tie for strain relief and to fix the shielding clamp.



11  
Für eine Doppeldose werden 2 Module benötigt.  
For a dual port wall outlet 2 Keystone jacks are needed.



12  
Montieren Sie das Rahmenset bestehend aus Modulträger und Abdeckung.  
Assemble the metal frame and the coverplate.



13  
Befestigen Sie das erste Modul durch Einclippen im Modulträger.  
Assemble the first Keystone Jack with snap in operation in the metal frame.



14  
Dann befestigen Sie das zweite Modul im Modulträger.  
Assemble the second Keystone Jack in the same way.



15  
Die Cat.6/Cat.6A Doppeldose ist fertig montiert.  
The Cat.6/Cat.6A dual port Wall Outlet is ready for use.